

SUPRA JZA80 TWIN TURBO BLOW-OFF VALVE ADAPTOR INSTRUCTIONS

IMPORTANT NOTES ON FITTING YOUR SUPRA TWIN TURBO ADAPTOR

Turbosmart recommends that your Blow Off Valve (BOV) and Adaptor kit is fitted by an appropriately qualified technician.

ADAPTOR KIT CONTENTS

Please check that the following items have been supplied in your Supra Twin Turbo Adaptor Kit.

Quantity	Description	Use
1	Supra TT adaptor pipe	Joining pipe from the intercooler to the throttle body
2	90mm constant tension hose clamps	Secures the adaptor pipe to the throttle body
1	70mm constant tension hose clamps	Secures the adaptor pipe to the intercooler pipe
1	75mm ID Silicon hose coupler	To connect the adaptor pipe to the throttle body
1	Pre-assembled Silicon hose assembly	Connects the vacuum/boost source to the Turbosmart BOV
1	5mm spring clamp	Secures the 5mm Silicon hose to the Turbosmart BOV
1	6mm spring clamp	Secures the 6mm Silicon hose to the factory vacuum/boost source
2	19mm blanking plug	To block off the factory boost pipe and return pipe
1	250mm long cable tie	To support the radiator hose by securing it to the BOV
2	150mm long cable tie	To support the vacuum/boost hose by securing it to radiator hose

Note: The Supra TT pipework adaptor kit readily accepts the following Turbosmart BOVs:


Blow Off Valve Name	Part No.
Blow-off Valve - Vee Port	FG-BOV-002VP
Blow-off Valve - Supersonic	FG-BOV-003SS
Blow-off Valve - Megasonic	FG-BOV-003MS

To install a Dual Port or Plumb Back BOV, fabrication will be required to connect the plumb-back fitting to the intake.

FITTING YOUR SUPRA TWIN TURBO BOV ADAPTOR

Note: Please thoroughly read and understand both these instructions and the fitting instructions supplied with your BOV before commencing this installation.

Step 1. Locate the factory BOV and factory intercooler outlet pipe.




Step 2. The intercooler inlet pipe needs to be removed to access the factory BOV. Loosen the two hose clamps securing the intercooler inlet pipe with a Philips head screwdriver or 10mm socket.




SUPRA JZA80 TWIN TURBO BLOW-OFF VALVE ADAPTOR INSTRUCTIONS


Step 3. Remove intercooler inlet pipe.



Step 4. Disconnect the factory vacuum/boost line from the vacuum source. Loosen the clamps then remove the factory BOV.




Step 5. Using two of the supplied 19mm blanking plugs, blank off the factory boost and return hose. Secure the blanking plugs with the factory hose clamps.




Step 6. Reconnect the intercooler inlet pipe and secure it with the factory hose clamp using a Philips screw driver or 10mm socket.



Step 7. The intercooler outlet pipe is made of two sections. You need to remove both sections. First loosen the top hose clamp and the 1st bottom hose clamp with a 10mm socket. Then remove the top section of the intercooler outlet pipe.




Step 8. The bottom section is secured by a large pipe bracket. First remove the pipe bracket from the car. Then loosen the 2nd bottom hose clamp using a 10mm socket and remove the bottom section.




SUPRA JZA80 TWIN TURBO BLOW-OFF VALVE ADAPTOR INSTRUCTIONS


Step 9. You should have removed the following from your Supra: (1) top section of intercooler outlet pipe, (2) bottom section of intercooler outlet pipe and (3) intercooler outlet pipe bracket.



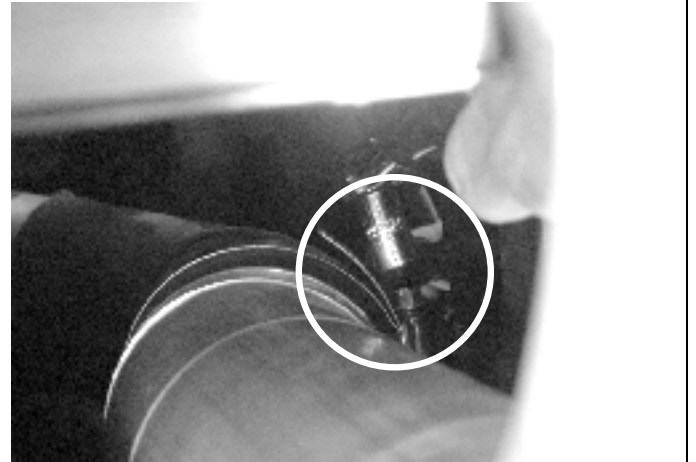
Step 10. Fit the Silicon hose coupler over the Supra Adaptor. Install your Turbosmart BOV onto the adaptor by following the instructions included with the BOV.




Step 11. Fit the adaptor between the intercooler and the throttle body. Using the two 90mm hose clamps supplied, secure the Silicon hose coupler onto the Soarer adaptor and the throttle body.



Step 12. Use the 70mm constant tension hose clamp supplied to secure the intercooler pipe to the other end of the adaptor pipe. Tighten the hose clamp with a 7mm socket or screwdriver.



Step 13. Connect the pre-assembled silicon hose assembly as shown in the diagram below:




Step 14. Install the 6mm end of the Silicon hose assembly supplied onto the factory BOV boost/vacuum source and secure with the 6mm spring clamp supplied.




SUPRA JZA80 TWIN TURBO BLOW-OFF VALVE ADAPTOR INSTRUCTIONS


Step 15. Connect the 5mm end of the Silicon hose assembly onto the BOV and secure it with the 5mm spring clamp supplied. Secure the radiator hose to the BOV using the 250mm long cable tie supplied. This will prevent the radiator hose from touching the engine belt drive. – **VERY IMPORTANT!**



Step 16. Secure the 5mm Silicon vacuum hose to the radiator hose Using the two 150mm long cable ties supplied. This will prevent the Silicon hose from coming into contact with the radiator fan. – **VERY IMPORTANT!**



Step 17. Your installation is complete and should look the same as the picture below.



TROUBLE SHOOTING

The following points should be checked if you find that your engine is dipping below normal idle, stalling or if the BOV is functioning poorly. Please note the following checks will cure 99% of problems experienced with fitting your BOV.

- Check that the O-ring on the base of the BOV is fitted correctly and is in good condition.
- Ensure that the grub screws and lock-nuts are tightened on the BOV adaptor pipe.
- Ensure the Silicon hose coupler is fitted properly over the Supra Adaptor and the throttle body.
- Ensure the two 90mm hose clamps are tightened over the Silicon hose coupler.
- Ensure the 70mm hose clamp is tightened over the intercooler pipe.
- Ensure the factory boost hose and factory plumb-back hose are blanked off with the blanking plug supplied.
- Ensure the blanking plugs are secured with the factory hose clamps.
- Ensure spring clamps are secured on silicon hoses and fittings.
- Re-adjust the setting of your BOV. Please refer to your BOV fitting instructions for further information.

Warranty

Turbosmart warrants its products to be free from faults or defects for the life of the product. *
* Subject to Turbosmart trading terms and conditions

Warning!

Incorrect use of this product may result in damage to your vehicle. Failure to observe any notes or recommendations may result in incorrect use of this product. This product is intended for use in off-road racing only. Turbosmart will accept no responsibility for the incorrect use of this product.



*PART
NUMBER*

SUPRA JZA80 TWIN TURBO BLOW-OFF VALVE ADAPTOR INSTRUCTIONS

Disclaimer!

Turbosmart will not be held responsible for any damage caused to property or person, directly or indirectly related to the use of any Turbosmart products.



PART
NUMBER

SUPRA JZA80 TWIN TURBO BLOW-OFF VALVE ADAPTOR INSTRUCTIONS

THE TURBOSMART PLEDGE

DO NOT USE ANY TURBOSMART PRODUCT UNTIL YOU HAVE CAREFULLY READ AND UNDERSTOOD THE FOLLOWING AGREEMENT.

Please call if you have any questions or do not understand this agreement. Refer to our brochure, website or catalogue for terms and conditions and further information regarding your product. Turbosmart appreciates your business and pride ourselves on our customer service. We are always happy to offer you advice and will provide you with help in any way we can. The purpose of this agreement is to avoid any problems or hard feelings.

We sometimes make mistakes, as do our dealers, distributors and suppliers. Even customers can sometimes order the wrong parts. Do not use, modify, install, trial assemble, nick, drop, scratch or adjust any part until you first check for any damage. Damage must be reported immediately. NO EXCEPTIONS. If there are any components missing please contact your authorised reseller immediately upon receipt of your shipment. Missing components must be reported within five (5) business days of receipt. Parts returned for any reason MUST BE IN RESALABLE CONDITION. It is YOUR responsibility, "THE CUSTOMER" to carefully package any returns to avoid shipping damage. Insurance is highly recommended. Credit cannot be issued for damaged goods.

Turbosmart Pty Ltd warrants the quality of the products it designs and manufactures to be free of defects in material and workmanship. This limited warranty is extended only to the original purchaser and may not be transferred or assigned. This limited warranty applies to any product, which after careful inspection by Turbosmart Pty Ltd, after receipt of the product from our authorised reseller, is found to have a defect in either material or workmanship. Any modifications to the product will void any and all warranties and will not be exchanged. Before installation, check new car warranty. Turbosmart Pty Ltd is not responsible for voiding any original manufactures warranty.

All warranty claims must be returned to the authorised reseller, you must return the product and sales receipt, at your own expense, accompanied by a letter stating the reason for the claim. Proof of purchase must be provided with any warranty claim and will be verified with the authorised reseller from which the product was purchased.

If all the above procedures are followed, and the product is found to be defective in either workmanship or material, Turbosmart Pty Ltd shall either repair or replace the product, at its sole discretion, and sole cost. This limited warranty does not cover or apply to any personal injury, labour charges or any other incidental costs or damages caused by the defective product. The individual purchaser acknowledges and agrees that the disclaimer of any liability for personal injury is a material term for this agreement and the individual purchaser agrees to indemnify Turbosmart Pty Ltd and to hold Turbosmart Pty Ltd harmless for any claim related to the item of the equipment purchased. Under no circumstances will Turbosmart Pty Ltd be liable for any damages or expenses by reason of use or sale of any such equipment.

THIS LIMITED WARRANTY IS THE ONLY EXPRESS WARRANTY, WHICH APPLIES TO TURBOSMART PTY LTD PRODUCT AS EXPRESSLY GIVEN IN LIEU OF ANY OTHER WARRANTY EXPRESSED OR IMPLIED, INCLUDING THAT OF MERCHANTABILITY. ANY IMPLIED WARRANTY INCLUDING THAT OF MERCHANTABILITY AND/OR FITNESS FOR A PARTICULAR PURPOSE IS HEREBY LIMITED BY THE SAME TERMS AND TIME LIMITATIONS SET FORTH IN THIS LIMITED EXPRESS WARRANTY AND OTHERWISE EXCLUDED.

EXCEPT FOR THOSE OBLIGATIONS ASSUMED HEREIN, TURBOSMART PTY LTD ASSUMES NO OTHER OBLIGATIONS IN CONNECTION WITH THE SALE OF ITS PRODUCTS.

IN THE EVENT THAT THE INDIVIDUAL PURCHASER DOES NOT AGREE WITH THIS AGREEMENT THE BUYER MAY PROMPTLY RETURN THIS PRODUCT, IN A NEW AND UN-USED CONDITION, WITH A DATED PROOF OF PURCHASE, TO THE PLACE OF PURCHASE WITHIN SIXTY (60) DAYS FROM THE DATE OF PURCHASE FOR A FULL REFUND.

THE INSTALLATION OF THIS PRODUCT INDICATES THAT THE INDIVIDUAL PURCHASER HAS READ AND UNDERSTOOD THIS AGREEMENT AND ACCEPTS ITS TERMS AND CONDITIONS.

Happy motoring!

The Turbosmart Team.