

2.5L XT FORESTER BLOW-OFF VALVE ADAPTOR INSTRUCTIONS

IMPORTANT NOTES ON FITTING YOUR BOV 2.5L XT FORESTER ADAPTOR

Turbosmart recommends that your Blow Off Valve (BOV) and Adaptor kit is fitted by an appropriately qualified technician.

ADAPTOR KIT CONTENTS

Please check that the following items have been provided in your 2.5L XT Forester adaptor Kit.

Quantity	Description	Use
1	2.5L XT Forester adaptor	Designed to specifically fit over the Forester's intercooler flange
1	6mm hose spring clamp	Secures the factory vacuum/boost line onto the Turbosmart BOV fitting
1	29mm blanking plug	To seal the existing factory hoses


Note: This Forester Adaptor readily accepts the following Turbosmart BOVs:

Blow Off Valve Name	Part No.
Blow-off Valve - Vee Port	FG-BOV-002VP
Blow-off Valve - Supersonic	FG-BOV-003SS
Blow-off Valve – Dual Port	FG-BOV-003DP29
Blow-off Valve – Plumb Back	FG-BOV-003PB29


FITTING YOUR BOV XT Forester ADAPTOR

Note: Please thoroughly read and understand both these instructions and the fitting instructions supplied with your BOV before commencing this installation.


Step 1. Locate the factory BOV.




Step 2. Remove the hose clamp securing the exhaust hose and disconnect the exhaust hose from the factory BOV.



Step 3. Disconnect the vacuum/boost line connected to the factory BOV and undo the two nuts securing the factory BOV using a 12mm ring spanner.




Step 4. Remove the factory BOV.



2.5L XT FORESTER BLOW-OFF VALVE ADAPTOR INSTRUCTIONS

Step 5. Blank off the return hose with the 29mm Turbosmart plug supplied. Secure the plug with the factory hose clamp. (If you are installing a Type III Dual Port or a Plumb Back, do not blank off the return hose, you will be attaching this hose to the plumb-back fitting on the BOV.)



Step 6. Install your Turbosmart BOV onto the adaptor by following your Turbosmart BOV instructions.



Step 7. Secure the adaptor by fastening the two nuts on either side of the adaptor flange using a 12mm ring spanner.



Step 8. Finally, insert the factory boost/vacuum line over your Turbosmart BOV nipple and secure with the 6mm hose spring clamp supplied.



TROUBLE SHOOTING

The following points should be checked if you find that your engine is dipping below normal idle, stalling or if the BOV is functioning poorly. Please note the following checks will cure 99% of problems experienced with fitting your BOV.

- Check that the O-ring on the base of the BOV is fitted correctly and is in good condition.
- Ensure that the BOV grub screws and lock-nuts are tightened on the adaptor.
- Ensure that the factory nuts securing the adaptor flange onto the intercooler is tightened.
- Ensure the factory vacuum/boost line is connected to the BOV fitting and secured with the 6.35mm hose spring clamp.
- Check the 29mm Blank is fitted on the return hose and secured with the factory hose clamp.
- Re-adjust the setting of your BOV. Please refer to your BOV fitting instructions for further information.

Warranty
Turbosmart warrants its products to be free from faults or defects for the life of the product. *
* Subject to Turbosmart trading terms and conditions

Warning!
Incorrect use of this product may result in damage to your vehicle. Failure to observe any notes or recommendations may result in incorrect use of this product. This product is intended for use in off-road racing only. Turbosmart will accept no responsibility for the incorrect use of this product.

Disclaimer!
Turbosmart will not be held responsible for any damage caused to property or person, directly or indirectly related to the use of any Turbosmart products.



PART NUMBER

2.5L XT FORESTER BLOW-OFF VALVE ADAPTOR INSTRUCTIONS

THE TURBOSMART PLEDGE

DO NOT USE ANY TURBOSMART PRODUCT UNTIL YOU HAVE CAREFULLY READ AND UNDERSTOOD THE FOLLOWING AGREEMENT.

Please call if you have any questions or do not understand this agreement. Refer to our brochure, website or catalogue for terms and conditions and further information regarding your product. Turbosmart appreciates your business and pride ourselves on our customer service. We are always happy to offer you advice and will provide you with help in any way we can. The purpose of this agreement is to avoid any problems or hard feelings.

We sometimes make mistakes, as do our dealers, distributors and suppliers. Even customers can sometimes order the wrong parts. Do not use, modify, install, trial assemble, nick, drop, scratch or adjust any part until you first check for any damage. Damage must be reported immediately. NO EXCEPTIONS. If there are any components missing please contact your authorised reseller immediately upon receipt of your shipment. Missing components must be reported within five (5) business days of receipt. Parts returned for any reason MUST BE IN RESALABLE CONDITION. It is YOUR responsibility, "THE CUSTOMER" to carefully package any returns to avoid shipping damage. Insurance is highly recommended. Credit cannot be issued for damaged goods.

Turbosmart Pty Ltd warrants the quality of the products it designs and manufactures to be free of defects in material and workmanship. This limited warranty is extended only to the original purchaser and may not be transferred or assigned. This limited warranty applies to any product, which after careful inspection by Turbosmart Pty Ltd, after receipt of the product from our authorised reseller, is found to have a defect in either material or workmanship. Any modifications to the product will void any and all warranties and will not be exchanged. Before installation, check new car warranty. Turbosmart Pty Ltd is not responsible for voiding any original manufactures warranty.

All warranty claims must be returned to the authorised reseller, you must return the product and sales receipt, at your own expense, accompanied by a letter stating the reason for the claim. Proof of purchase must be provided with any warranty claim and will be verified with the authorised reseller from which the product was purchased.

If all the above procedures are followed, and the product is found to be defective in either workmanship or material, Turbosmart Pty Ltd shall either repair or replace the product, at its sole discretion, and sole cost. This limited warranty does not cover or apply to any personal injury, labour charges or any other incidental costs or damages caused by the defective product. The individual purchaser acknowledges and agrees that the disclaimer of any liability for personal injury is a material term for this agreement and the individual purchaser agrees to indemnify Turbosmart Pty Ltd and to hold Turbosmart Pty Ltd harmless for any claim related to the item of the equipment purchased. Under no circumstances will Turbosmart Pty Ltd be liable for any damages or expenses by reason of use or sale of any such equipment.

THIS LIMITED WARRANTY IS THE ONLY EXPRESS WARRANTY, WHICH APPLIES TO TURBOSMART PTY LTD PRODUCT AS EXPRESSLY GIVEN IN LIEU OF ANY OTHER WARRANTY EXPRESSED OR IMPLIED, INCLUDING THAT OF MERCHANTABILITY. ANY IMPLIED WARRANTY INCLUDING THAT OF MERCHANTABILITY AND/OR FITNESS FOR A PARTICULAR PURPOSE IS HEREBY LIMITED BY THE SAME TERMS AND TIME LIMITATIONS SET FORTH IN THIS LIMITED EXPRESS WARRANTY AND OTHERWISE EXCLUDED.

EXCEPT FOR THOSE OBLIGATIONS ASSUMED HEREIN, TURBOSMART PTY LTD ASSUMES NO OTHER OBLIGATIONS IN CONNECTION WITH THE SALE OF ITS PRODUCTS.

IN THE EVENT THAT THE INDIVIDUAL PURCHASER DOES NOT AGREE WITH THIS AGREEMENT THE BUYER MAY PROMPTLY RETURN THIS PRODUCT, IN A NEW AND UN-USED CONDITION, WITH A DATED PROOF OF PURCHASE, TO THE PLACE OF PURCHASE WITHIN SIXTY (60) DAYS FROM THE DATE OF PURCHASE FOR A FULL REFUND.

THE INSTALLATION OF THIS PRODUCT INDICATES THAT THE INDIVIDUAL PURCHASER HAS READ AND UNDERSTOOD THIS AGREEMENT AND ACCEPTS ITS TERMS AND CONDITIONS.

Happy motoring!

The Turbosmart Team.