

SKYLINE R32 GTS-T PLUMB BACK KIT INSTRUCTIONS

IMPORTANT NOTES ON FITTING YOUR SKYLINE R32 BOV PLUMB BACK KIT

Turbosmart recommends that your Blow Off Valve (BOV) and Adaptor kit is fitted by an appropriately qualified technician.

IMPORTANT! You will also need the following adaptor kit for this Plumb Back or Dual Port BOV installation:

Adaptor Kit Name	Part No.
Skyline R32 Adaptor Kit	FG-ADM-R32

ADAPTOR KIT CONTENTS

Please check that the following items have been provided in your R32 Plumb Back Kit.

Qty	Description	Use
1	32mm ID Silicon bend assembly	Used to connect the BOV plumb back fitting with the factory plumb back hose
2	40mm hose clamps	Secures the Silicon bend assembly to the BOV plumb-back fitting and factory return pipe


Note: This R32 Plumb Back Kit accepts the following Turbosmart BOVs:

Blow Off Valve Name	Part No.
Blow-off Valve - Plumb Back	FG-BOV-003PB32
Blow-off Valve - Dual Port	FG-BOV-003DP32

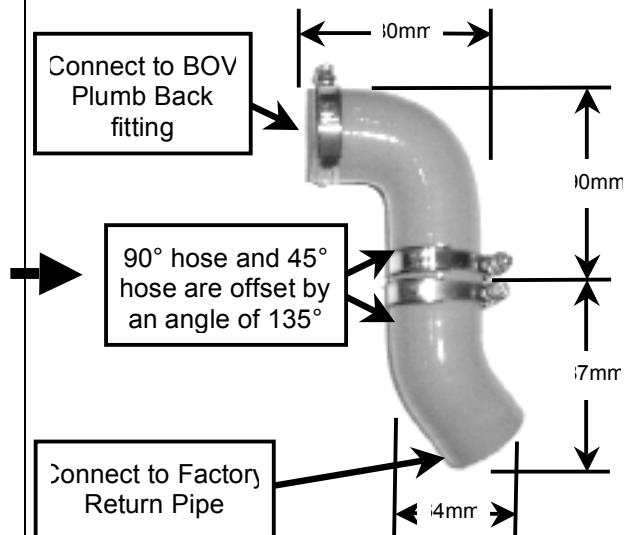
FITTING YOUR BOV R32 PLUMB BACK KIT

Note: Please thoroughly read and understand these instructions, the Skyline R32 Adaptor instructions and the fitting instructions supplied with your BOV before commencing this installation. These instructions follow on from Step 6 of the R32 Adaptor instructions included with the R32 BOV Adaptor Kit.


Step 7. Install your Turbosmart BOV onto the R32 Adaptor by following the instructions included with the BOV.



Step 8. Install the preassembled Silicon bend as shown in the diagram below:



Step 8. Connect the preassembled Silicon bend to the BOV fitting and factory plumb back fitting:




Step 9. Connect one end of the Silicon bend to the BOV plumb back fitting and the other end of the Silicon bend to the factory return pipe. Secure each fitting with a 40mm hose clamp supplied.



SKYLINE R32 GTS-T PLUMB BACK KIT INSTRUCTIONS

Step 10. Connect the free end of the 5mm ID Silicon hose to the Turbosmart BOV fitting. Secure the fitting with the remaining 5mm hose spring clamp supplied.



Step 11. Your installation is complete and should look the same as the picture below.



TROUBLE SHOOTING

The following points should be checked if you find that your engine is dipping below normal idle, stalling or if the BOV is functioning poorly. Please note the following checks will cure 99% of problems experienced with fitting your BOV.

- Check that the O-ring on the base of the BOV is fitted correctly and is in good condition.
- Ensure that the grub screws and lock-nuts are tightened on the BOV adaptor.
- Ensure that the grub screws and lock-nuts are tightened on the adaptor elbow.
- Ensure the supplied gasket is installed between the pipe flange and the R32 adaptor.
- Ensure the Silicon bend hose is secured to the BOV and factory plumb back fitting.
- Ensure the 40mm constant tension hose clamps are secured on the Silicon bend.
- Ensure the spring clamp is secured on the silicon hose and BOV.
- Re-adjust the setting of your BOV. Please refer to your BOV fitting instructions for further information.

Warranty

Turbosmart warrants its products to be free from faults or defects for the life of the product. *
* Subject to Turbosmart trading terms and conditions

Warning!

Incorrect use of this product may result in damage to your vehicle. Failure to observe any notes or recommendations may result in incorrect use of this product. This product is intended for use in off-road racing only. Turbosmart will accept no responsibility for the incorrect use of this product.

Disclaimer!

Turbosmart will not be held responsible for any damage caused to property or person, directly or indirectly related to the use of any Turbosmart products.



PART NUMBER
FG-ADM-

SKYLINE R32 GTS-T PLUMB BACK KIT INSTRUCTIONS

THE TURBOSMART PLEDGE

DO NOT USE ANY TURBOSMART PRODUCT UNTIL YOU HAVE CAREFULLY READ AND UNDERSTOOD THE FOLLOWING AGREEMENT.

Please call if you have any questions or do not understand this agreement. Refer to our brochure, website or catalogue for terms and conditions and further information regarding your product. Turbosmart appreciates your business and pride ourselves on our customer service. We are always happy to offer you advice and will provide you with help in any way we can. The purpose of this agreement is to avoid any problems or hard feelings.

We sometimes make mistakes, as do our dealers, distributors and suppliers. Even customers can sometimes order the wrong parts. Do not use, modify, install, trial assemble, nick, drop, scratch or adjust any part until you first check for any damage. Damage must be reported immediately. NO EXCEPTIONS. If there are any components missing please contact your authorised reseller immediately upon receipt of your shipment. Missing components must be reported within five (5) business days of receipt. Parts returned for any reason MUST BE IN RESALABLE CONDITION. It is YOUR responsibility, "THE CUSTOMER" to carefully package any returns to avoid shipping damage. Insurance is highly recommended. Credit cannot be issued for damaged goods.

Turbosmart Pty Ltd warrants the quality of the products it designs and manufactures to be free of defects in material and workmanship. This limited warranty is extended only to the original purchaser and may not be transferred or assigned. This limited warranty applies to any product, which after careful inspection by Turbosmart Pty Ltd, after receipt of the product from our authorised reseller, is found to have a defect in either material or workmanship. Any modifications to the product will void any and all warranties and will not be exchanged. Before installation, check new car warranty. Turbosmart Pty Ltd is not responsible for voiding any original manufactures warranty.

All warranty claims must be returned to the authorised reseller, you must return the product and sales receipt, at your own expense, accompanied by a letter stating the reason for the claim. Proof of purchase must be provided with any warranty claim and will be verified with the authorised reseller from which the product was purchased.

If all the above procedures are followed, and the product is found to be defective in either workmanship or material, Turbosmart Pty Ltd shall either repair or replace the product, at its sole discretion, and sole cost. This limited warranty does not cover or apply to any personal injury, labour charges or any other incidental costs or damages caused by the defective product. The individual purchaser acknowledges and agrees that the disclaimer of any liability for personal injury is a material term for this agreement and the individual purchaser agrees to indemnify Turbosmart Pty Ltd and to hold Turbosmart Pty Ltd harmless for any claim related to the item of the equipment purchased. Under no circumstances will Turbosmart Pty Ltd be liable for any damages or expenses by reason of use or sale of any such equipment.

THIS LIMITED WARRANTY IS THE ONLY EXPRESS WARRANTY, WHICH APPLIES TO TURBOSMART PTY LTD PRODUCT AS EXPRESSLY GIVEN IN LIEU OF ANY OTHER WARRANTY EXPRESSED OR IMPLIED, INCLUDING THAT OF MERCHANTABILITY. ANY IMPLIED WARRANTY INCLUDING THAT OF MERCHANTABILITY AND/OR FITNESS FOR A PARTICULAR PURPOSE IS HEREBY LIMITED BY THE SAME TERMS AND TIME LIMITATIONS SET FORTH IN THIS LIMITED EXPRESS WARRANTY AND OTHERWISE EXCLUDED.

EXCEPT FOR THOSE OBLIGATIONS ASSUMED HEREIN, TURBOSMART PTY LTD ASSUMES NO OTHER OBLIGATIONS IN CONNECTION WITH THE SALE OF ITS PRODUCTS.

IN THE EVENT THAT THE INDIVIDUAL PURCHASER DOES NOT AGREE WITH THIS AGREEMENT THE BUYER MAY PROMPTLY RETURN THIS PRODUCT, IN A NEW AND UN-USED CONDITION, WITH A DATED PROOF OF PURCHASE, TO THE PLACE OF PURCHASE WITHIN SIXTY (60) DAYS FROM THE DATE OF PURCHASE FOR A FULL REFUND.

THE INSTALLATION OF THIS PRODUCT INDICATES THAT THE INDIVIDUAL PURCHASER HAS READ AND UNDERSTOOD THIS AGREEMENT AND ACCEPTS ITS TERMS AND CONDITIONS.

Happy motoring!

The Turbosmart Team.